

Scaled data based on original data using
LM-79-08 Approved Method: Electrical and Photometric Measurements of Solid-
State Lighting Products

Test Report Prepared for
Cooper Lighting Solutions
(formerly Eaton)

Brand: McGRAW-EDISON

Report Number: P200171

Luminaire Tested: **GWC-AF-01-LED-E1-T2-600**

Issue Date: 3/3/2020

Test Information

Test Method: LM-79-08
Report Number: P200171
TEST IS SCALED FROM IESNA LM-79-08 TEST DATA (P24139)
Test Lab: INNOVATION CENTER P2
Issue Date: 3/3/2020
Manufacturer: COOPER LIGHTING SOLUTIONS (FORMERLY EATON)
Product Line: MCGRAW-EDISON
Catalog Number: GWC-AF-01-LED-E1-T2-600
Description: GALLEON WALL LUMINAIRE
(1) 70 CRI, 4000K, 615mA LIGHTSQUARE WITH 16 LEDS EACH AND TYPE II OPTICS
Light Source: -
Ballast/Driver: ELECTRONIC DRIVER

Summary

Lumens per Lamp: N/A
Luminaire Lumens: 4204.3 lumens
Efficiency: N/A
Efficacy: 123.7 lumens/watt
Luminous Opening: Rectangular (W 0.5' x L: 0.5' x H: 0')
IES Classification: Type II - Medium - Full Cutoff
BUG Rating: B1 - U0 - G1

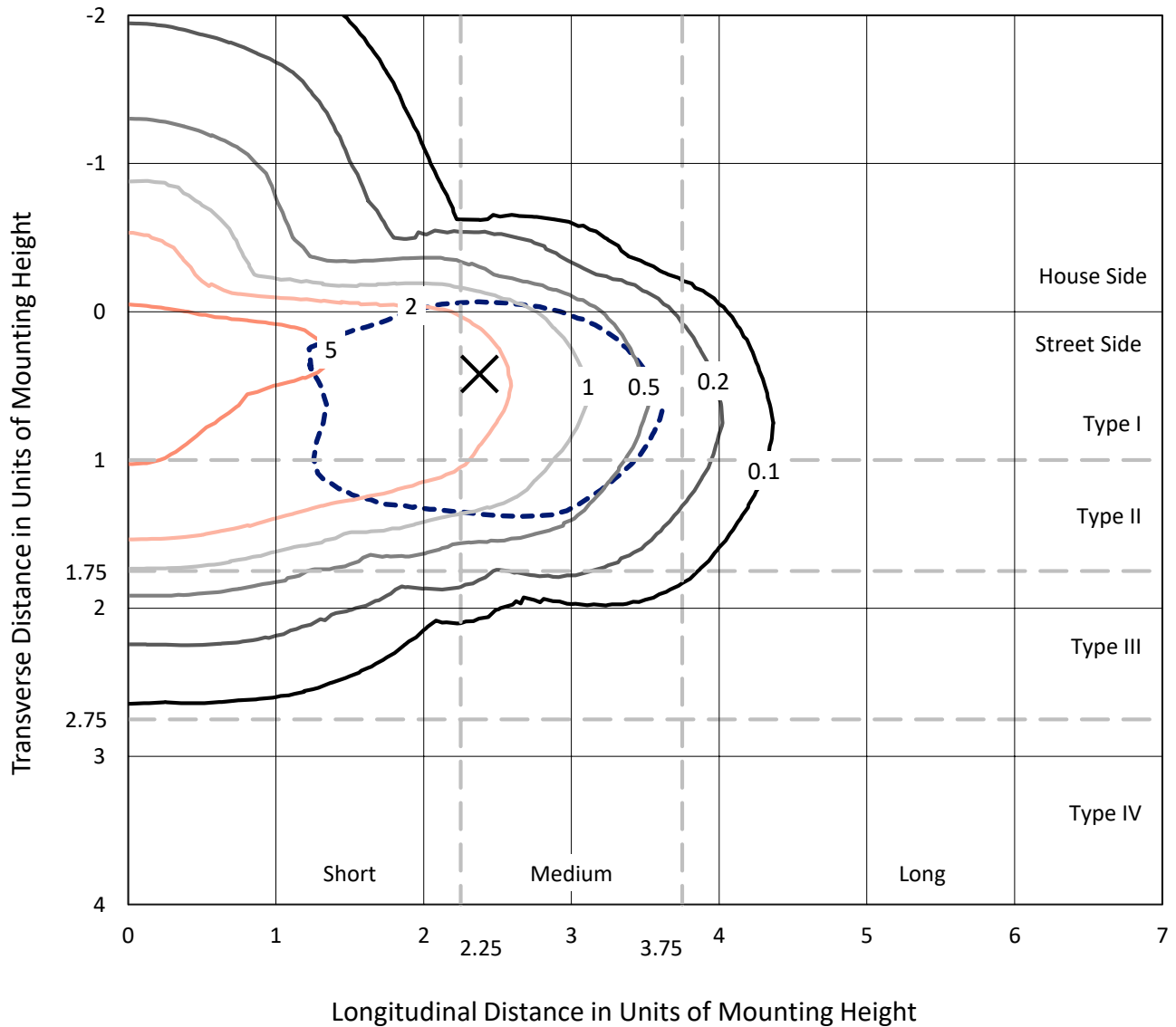
Input Watts (W): 34
Input Voltage (V): NR
Input Current (Ain): NR
Voltage Rise (V): NR
Power Factor: NR
Total Harmonic Distortion (THDi): NR
Frequency (hertz): 60
Stabilization Time: NR
Operation Time: NR
Ambient Temperature (°C): NR
Test Distance: 25 FT



REPORT NUMBER: P200171
 CATALOG NUMBER: GWC-AF-01-LED-E1-T2-600

Iso-Footcandle Lines of Horizontal Illumination

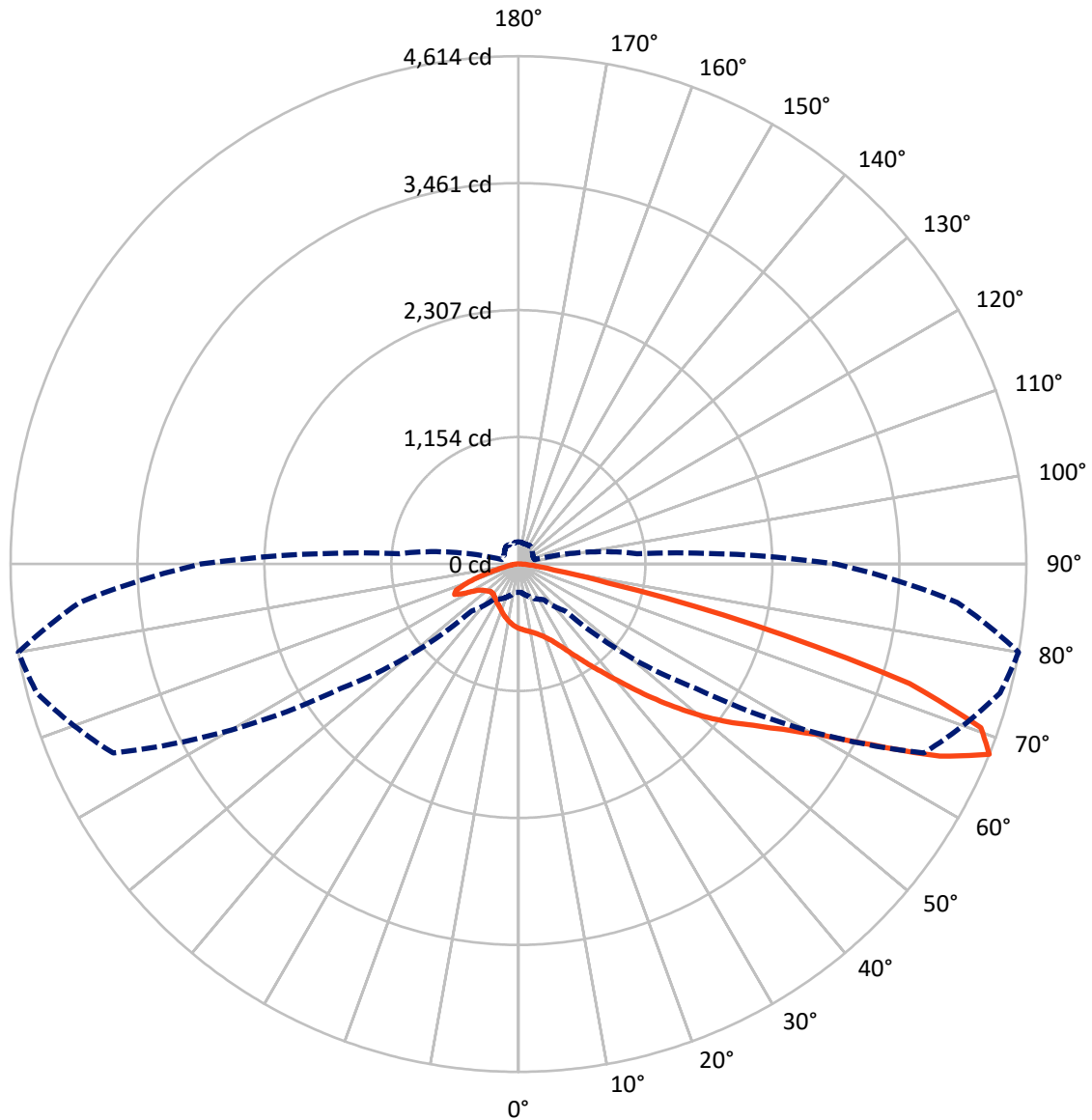
× Max cd
 - - - 1/2 Max cd



Based on 10 foot mounting height. Maximum calculated value = 7.1 fc
 Type II - Medium - Full Cutoff

REPORT NUMBER: P200171
CATALOG NUMBER: GWC-AF-01-LED-E1-T2-600

Luminous Intensity Polar Plot



— Vertical Plane Through 80-Deg Lateral - - - Horizontal Cone Through 67.5-Deg Vertical

REPORT NUMBER: P200171

CATALOG NUMBER: GWC-AF-01-LED-E1-T2-600

FLUX DISTRIBUTION:

		Downward	Upward	Total
House Side	Lumens	774.3	0.0	774.3
	% Fixture	18.4	0.0	18.4
Street Side	Lumens	3430.0	0.0	3430.0
	% Fixture	81.6	0.0	81.6
Total	Lumens	4204.3	0.0	4204.3
	% Fixture	100.0	0.0	100.0

Coefficient of Utilization

ZONAL LUMENS:

Zone	Lumens	% Fixture
0°-10°	53.9	1.3
10°-20°	155.2	3.7
20°-30°	256.9	6.1
30°-40°	420.2	10.0
40°-50°	678.5	16.1
50°-60°	979.6	23.3
60°-70°	1081.1	25.7
70°-80°	498.3	11.9
80°-90°	80.6	1.9
90°-100°	0.0	0.0
100°-110°	0.0	0.0
110°-120°	0.0	0.0
120°-130°	0.0	0.0
130°-140°	0.0	0.0
140°-150°	0.0	0.0
150°-160°	0.0	0.0
160°-170°	0.0	0.0
170°-180°	0.0	0.0
0°-90°	4204.3	100.0
0°-180°	4204.3	100.0



REPORT NUMBER: P200171

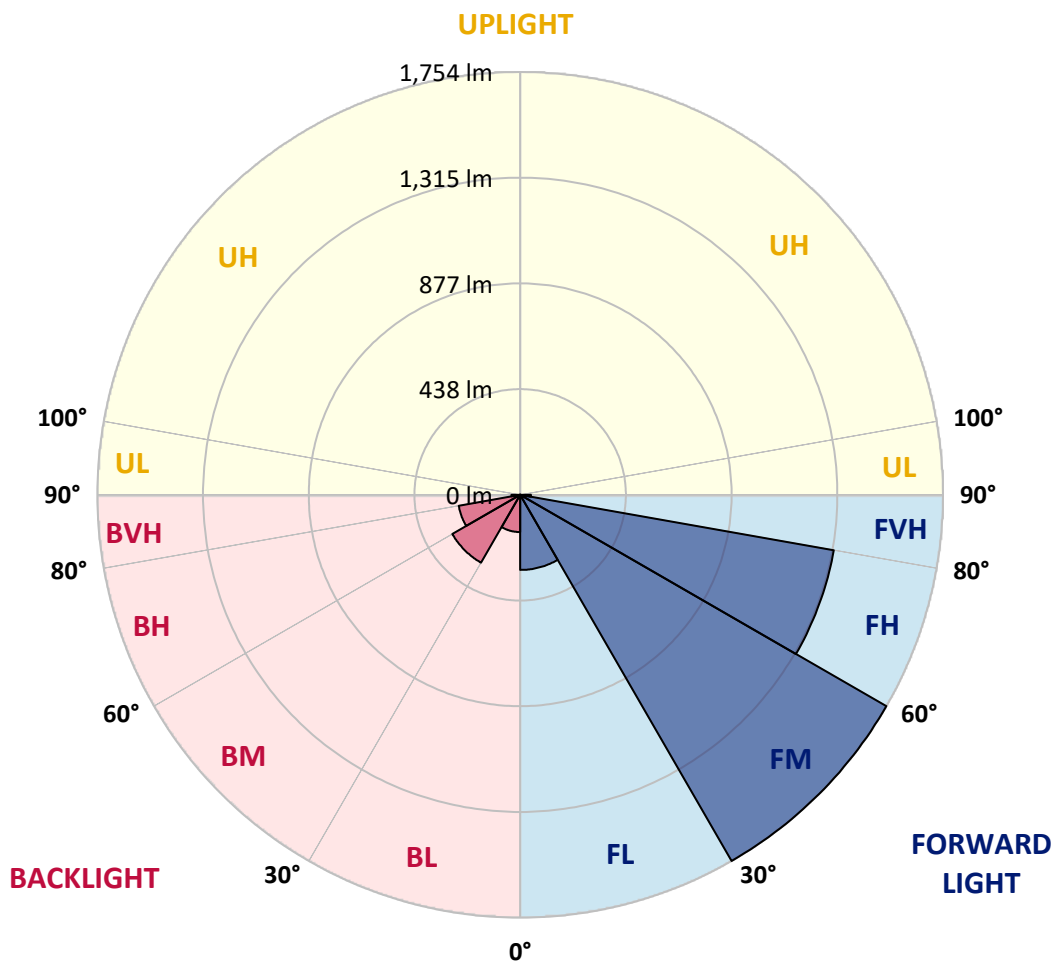
CATALOG NUMBER: GWC-AF-01-LED-E1-T2-600

LUMINAIRE CLASSIFICATION SYSTEM LUMEN TABLE AND BUG RATING:

Zone	Lumens	% Fixture	Zone Rating/Lumen Limit		
			B	U	G
FL (0°-30°)	311.5	7.4			
FM (30°-60°)	1753.5	41.7			
FH (60°-80°)	1320.7	31.4			G1/1800
FVH (80°-90°)	44.3	1.1			G1/100
BL (0°-30°)	154.5	3.7	B1/500		
BM (30°-60°)	324.9	7.7	B1/1000		
BH (60°-80°)	258.7	6.2	B1/500		G1/500
BVH (80°-90°)	36.3	0.9			G1/100
UL (90°-100°)	0.0	0.0		U0/0	
UH (100°-180°)	0.0	0.0		U0/0	

BUG Rating: B1-U0-G1

Type II Medium





REPORT NUMBER: P200171

CATALOG NUMBER: GWC-AF-01-LED-E1-T2-600

CANDELA DISTRIBUTION (FULL):

	0°	5°	15°	25°	35°	45°	55°	65°	75°	80°	85°
0°	584.1	584.1	584.1	584.1	584.1	584.1	584.1	584.1	584.1	584.1	584.1
2.5°	638.9	635.3	635.9	634.8	631.7	626.4	620.5	610.0	599.0	593.2	588.6
5°	692.3	691.3	689.9	686.6	678.7	667.5	653.7	635.0	614.9	604.4	594.2
7.5°	732.3	731.7	729.8	727.7	720.1	706.7	685.7	659.2	630.0	615.6	599.9
10°	735.6	736.6	738.1	743.7	744.7	737.4	716.2	684.0	645.8	627.2	607.1
12.5°	707.5	709.7	715.3	729.6	744.7	753.6	742.7	710.1	664.2	641.6	616.2
15°	670.2	671.5	678.3	698.0	725.1	752.6	762.9	738.9	688.0	660.3	629.8
17.5°	654.3	654.9	659.7	672.7	698.0	737.2	774.3	770.2	717.2	683.4	646.6
20°	646.2	647.6	654.5	667.3	683.2	717.6	776.0	803.9	752.0	712.4	667.7
22.5°	669.2	668.6	671.1	677.5	690.9	711.6	774.8	838.7	796.3	749.7	695.3
25°	722.8	725.1	720.7	713.5	717.8	732.3	781.3	876.4	851.7	797.5	731.3
27.5°	799.1	796.9	790.4	773.5	764.6	770.8	803.3	917.0	920.7	860.4	778.9
30°	875.3	873.5	867.3	846.6	828.4	823.2	846.0	963.5	1002.8	936.0	837.3
32.5°	954.4	952.4	946.5	925.9	903.9	891.9	906.5	1017.3	1099.7	1026.2	905.9
35°	1051.9	1047.9	1035.7	1007.0	985.4	976.1	983.0	1085.0	1211.5	1133.0	989.4
37.5°	1143.6	1149.6	1137.1	1097.4	1069.5	1066.1	1073.8	1167.6	1331.9	1252.4	1085.2
40°	1235.7	1236.7	1225.5	1193.1	1164.3	1158.9	1178.1	1267.7	1474.2	1395.3	1201.8
42.5°	1330.9	1333.0	1314.1	1284.1	1263.0	1264.1	1286.0	1385.1	1637.2	1563.6	1335.9
45°	1443.7	1446.8	1426.1	1386.8	1367.5	1406.3	1397.1	1516.7	1816.0	1754.8	1489.8
47.5°	1561.6	1566.4	1550.7	1513.9	1489.8	1543.0	1508.2	1662.7	2008.6	1959.9	1658.9
50°	1626.1	1632.8	1648.2	1645.5	1640.3	1631.4	1632.2	1819.2	2207.0	2173.6	1832.8
52.5°	1591.5	1591.3	1647.2	1715.1	1787.5	1792.9	1783.3	1984.1	2392.5	2382.4	1996.6
55°	1433.4	1444.1	1528.8	1660.2	1858.1	1981.7	2009.8	2173.1	2574.7	2586.4	2162.7
57.5°	1170.1	1179.0	1293.2	1476.4	1762.9	2093.9	2331.8	2447.8	2778.3	2833.4	2384.0
60°	793.6	804.3	925.5	1145.4	1506.6	2031.3	2638.4	2937.9	3022.1	3147.4	2694.5
62.5°	466.4	476.1	574.8	722.6	1060.8	1741.0	2772.9	3635.3	3409.4	3621.1	3168.1
65°	321.0	327.7	375.6	449.8	609.6	1172.5	2606.1	4116.7	4005.3	4208.1	3717.2
67.5°	258.3	257.5	295.5	346.1	392.4	604.6	1970.7	4062.2	4529.4	4614.0	4002.2
70°	212.8	212.0	237.8	279.7	313.5	340.4	1073.4	3428.0	4422.6	4456.9	3739.7
72.5°	178.0	178.8	195.4	226.5	257.3	256.5	471.7	2411.5	3479.2	3716.8	2981.2
75°	150.3	150.7	161.6	183.6	208.9	206.5	255.8	1306.5	2022.4	2187.8	1652.6
77.5°	127.9	128.3	135.3	147.6	165.6	164.8	186.7	564.5	843.6	833.3	565.3
80°	114.1	114.1	117.3	119.7	129.6	125.8	138.5	271.2	356.6	329.3	225.6
82.5°	89.4	89.8	110.1	109.3	102.1	97.3	97.3	159.8	188.9	174.7	132.1
85°	50.3	50.1	71.0	85.7	89.8	68.5	67.9	89.4	102.9	90.6	63.9
87.5°	21.5	21.9	32.9	38.1	50.9	42.7	42.0	46.1	52.4	45.3	29.6
90°	0.0	0.0	0.0	0.0	0.0	0.0	0.0	0.0	0.0	0.0	0.0



REPORT NUMBER: P200171

CATALOG NUMBER: GWC-AF-01-LED-E1-T2-600

CANDELA DISTRIBUTION (continued):

	90°	95°	105°	115°	125°	135°	145°	155°	165°	175°	180°
0°	584.1	584.1	584.1	584.1	584.1	584.1	584.1	584.1	584.1	584.1	584.1
2.5°	584.3	578.9	567.1	552.4	539.2	530.5	522.6	511.3	511.9	504.0	498.2
5°	583.9	572.8	545.4	512.9	481.6	459.1	442.1	426.8	423.1	415.8	411.4
7.5°	584.3	566.1	520.2	468.2	429.5	400.9	386.5	378.4	376.5	374.0	374.2
10°	585.7	560.1	492.4	426.4	385.9	366.9	363.5	365.9	368.9	369.7	369.9
12.5°	589.1	554.7	462.0	389.1	358.4	352.7	358.7	367.1	372.8	375.4	375.2
15°	596.5	550.6	432.8	360.0	343.4	346.5	357.6	369.7	377.8	381.5	381.7
17.5°	604.6	544.6	402.8	337.6	332.3	340.0	353.9	368.1	378.0	382.1	382.9
20°	615.1	537.2	371.3	320.8	321.6	330.5	343.6	357.6	368.7	372.1	373.8
22.5°	629.0	529.1	343.8	307.2	309.6	316.5	326.6	338.8	348.3	350.1	351.5
25°	647.6	520.4	321.8	294.7	295.7	299.7	306.6	313.7	320.4	318.5	320.0
27.5°	672.7	512.9	305.6	283.4	281.5	282.3	285.8	288.2	291.6	286.4	287.0
30°	702.1	504.8	292.9	273.4	268.2	266.8	267.6	268.8	271.6	264.5	263.5
32.5°	736.2	495.1	281.1	264.7	257.5	254.6	255.0	258.3	268.6	264.3	262.1
35°	776.0	484.2	268.6	255.2	250.2	246.1	245.7	256.0	286.8	284.2	282.1
37.5°	822.6	473.1	256.2	244.5	244.9	240.3	238.9	250.6	290.4	279.9	278.3
40°	881.8	467.4	245.7	233.0	238.2	237.6	234.8	240.7	267.2	248.0	245.5
42.5°	955.0	468.2	237.8	220.9	230.4	237.0	232.4	232.6	242.1	227.7	225.4
45°	1045.5	477.9	232.2	211.1	221.5	236.4	231.6	228.3	229.1	221.5	220.2
47.5°	1151.0	498.0	228.3	203.1	213.0	234.1	231.4	227.1	225.2	221.1	220.0
50°	1268.4	527.2	225.4	195.4	205.3	230.4	231.6	225.9	223.7	222.1	221.5
52.5°	1383.6	560.5	221.1	188.7	199.4	225.9	232.2	224.5	222.3	221.1	220.4
55°	1512.2	602.1	214.4	183.2	194.4	220.0	232.2	222.7	220.2	220.4	220.2
57.5°	1685.8	669.4	206.5	178.4	188.3	213.0	228.3	220.7	217.6	217.8	218.0
60°	1957.2	788.0	197.0	173.7	180.9	204.7	222.9	216.0	213.0	213.8	214.0
62.5°	2356.3	962.1	184.6	166.6	173.1	195.8	215.4	210.3	207.1	209.3	209.3
65°	2771.1	1115.6	169.3	157.7	164.8	186.1	206.1	203.1	200.0	204.7	204.5
67.5°	2882.7	1081.3	154.0	148.0	156.5	175.3	195.0	193.3	191.7	200.0	199.6
70°	2560.8	868.1	139.9	138.1	147.4	163.7	183.0	183.0	182.0	188.1	186.7
72.5°	1951.0	615.6	126.4	127.5	137.0	151.1	169.9	171.3	169.7	172.9	171.5
75°	1044.4	352.3	113.0	115.9	124.2	138.3	155.5	156.9	155.9	155.7	156.3
77.5°	347.1	172.2	98.9	103.5	110.8	125.0	140.3	142.6	140.1	139.7	139.5
80°	154.6	108.2	83.4	89.4	95.9	109.9	124.4	126.2	123.6	127.3	122.5
82.5°	99.3	71.2	66.9	73.4	79.7	94.8	108.4	108.8	106.4	123.6	105.4
85°	48.2	44.1	50.3	56.3	61.7	74.5	89.8	90.0	83.8	76.4	73.7
87.5°	24.0	25.7	33.6	38.9	41.6	51.1	65.4	64.1	61.5	55.9	51.6
90°	0.0	0.0	0.0	0.0	0.0	0.0	0.0	0.0	0.0	0.0	0.0

(END OF REPORT)